

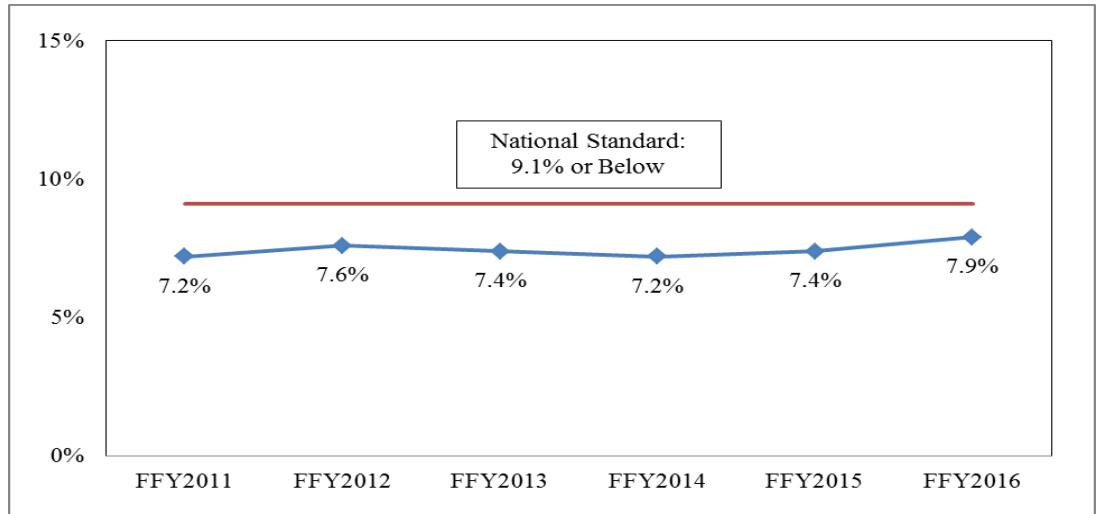
- CFSR “Round 3” data indicators were finalized in October 2014.
- Seven “Statewide Date Indicators” were developed: two safety measures and five permanency measures.
- National Standards were developed for each data indicator using data from all 50 States.
- In FFY15-16, Colorado met or exceeded national standard in 1 of 2 safety indicators.
- In FFY15-16, Colorado met or exceeded the national standard in 4 of 5 permanency indicators.

The U.S. Department of Health and Human Services Children's Bureau monitors state child welfare services through the Child and Family Services Reviews (CFSR). In October 2014, seven new statewide data indicators were developed for “Round 3” of the federal CFSR reviews. National standards have been established in the CFSR for statewide data indicators relating to children’s Safety and Permanency. The safety outcome has two data indicators while the permanency outcome consists of five indicators.

The two Safety statewide data indicators are: 1) recurrence of maltreatment, and 2) maltreatment in foster care. The five data permanency data indicators are: 1) permanency for children entering foster care, 2) permanency for children in foster care for 12 months to 23 months, 3) permanency for children in foster care for 24 months or more, 4) re-entry into foster care within 12 months, and 5) placement stability. In the most recent federal fiscal year (FFY2015-16), Colorado met the national standard on five of seven statewide data indicators.

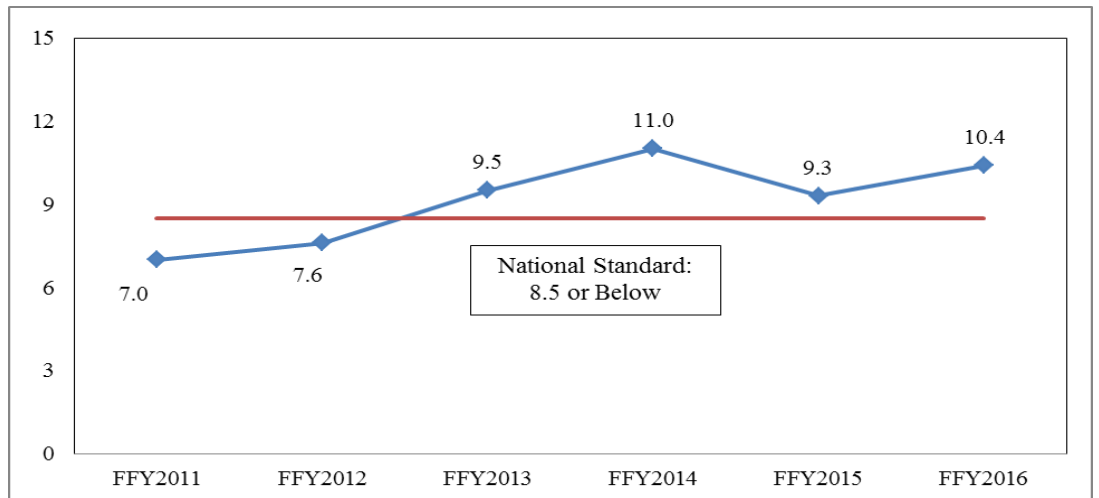
**Safety Indicator 1: Recurrence of Maltreatment**

The percentage of victims of a substantiated or indicated maltreatment allegation within 12 months of their initial substantiated or indicated maltreatment allegation



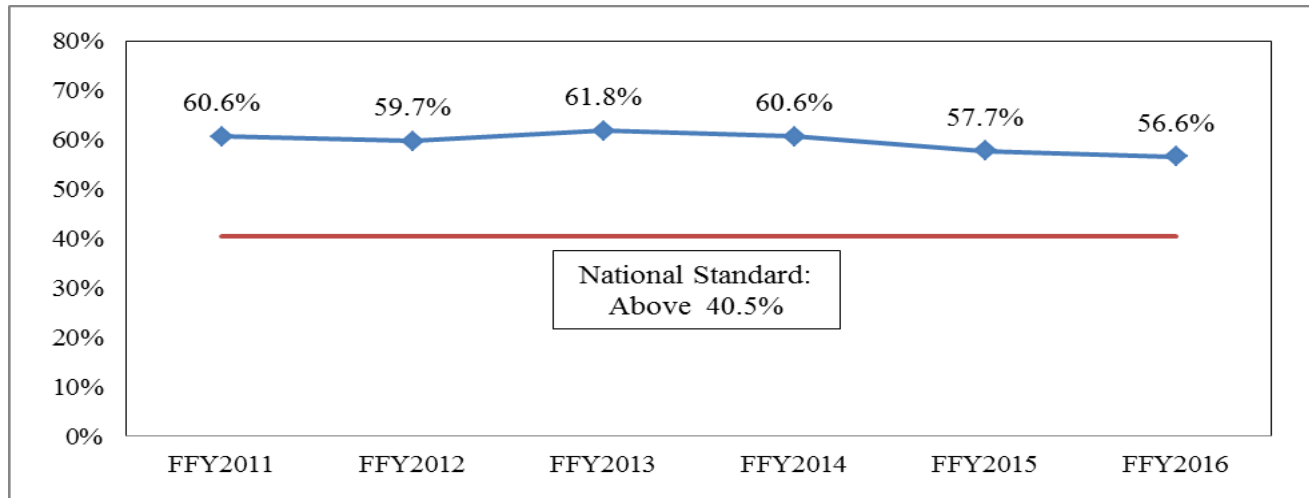
**Safety Indicator 2: Maltreatment in Foster Care**

The rate of victimization per 100,000 days of placement for children in foster care



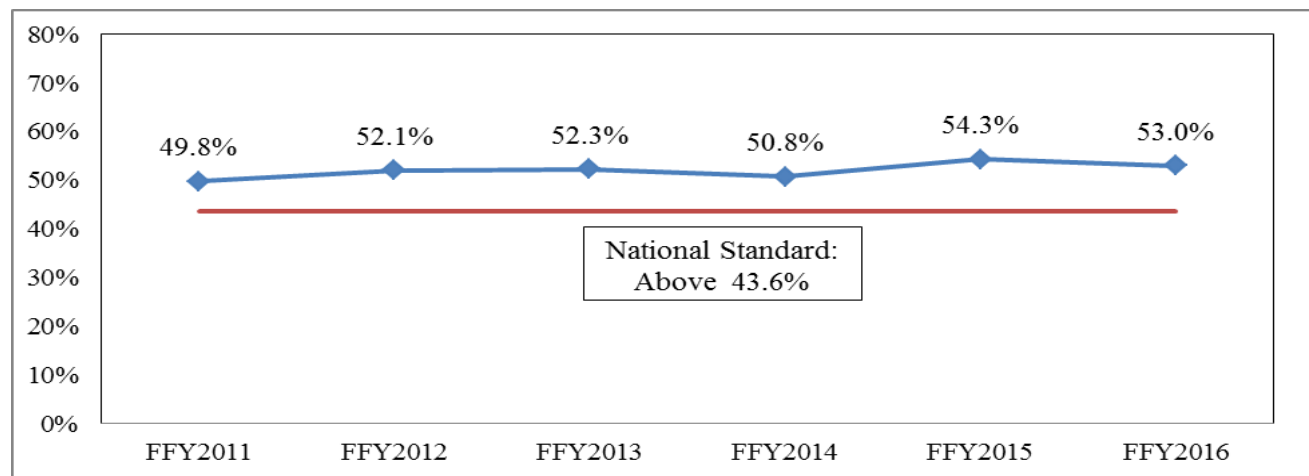
### Permanency Indicator 1: Permanency for children entering foster care

The percentage of children in foster care less than 12 months who discharged to permanency within 12 months



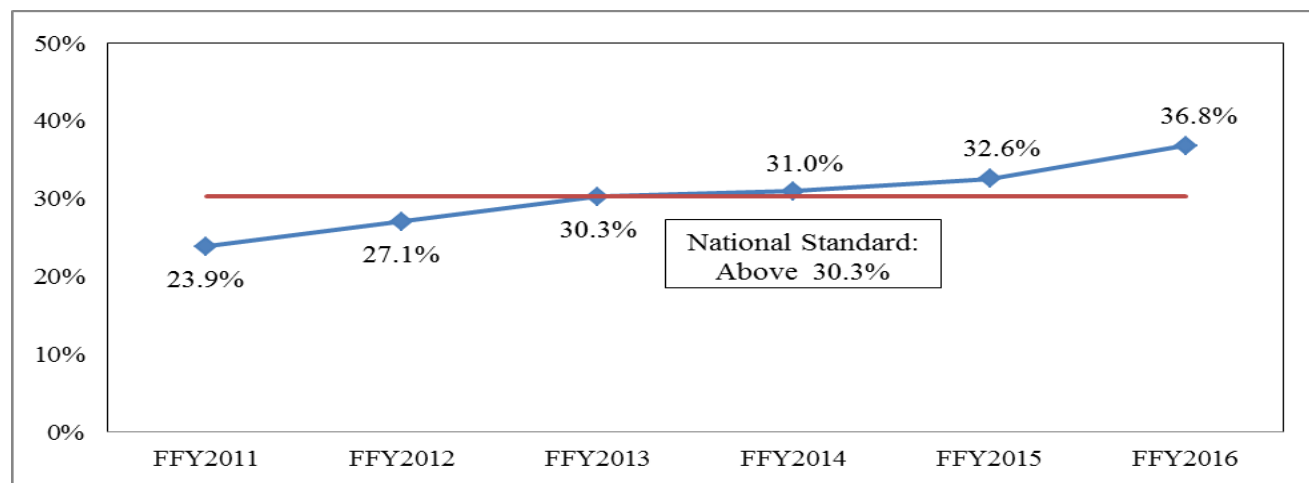
### Permanency Indicator 2: Permanency for children in care 12-23 months

The percentage of children in foster care between 12 and 23 months who discharged to permanency within 12 months



### Permanency Indicator 3: Permanency for children in care 24+ months

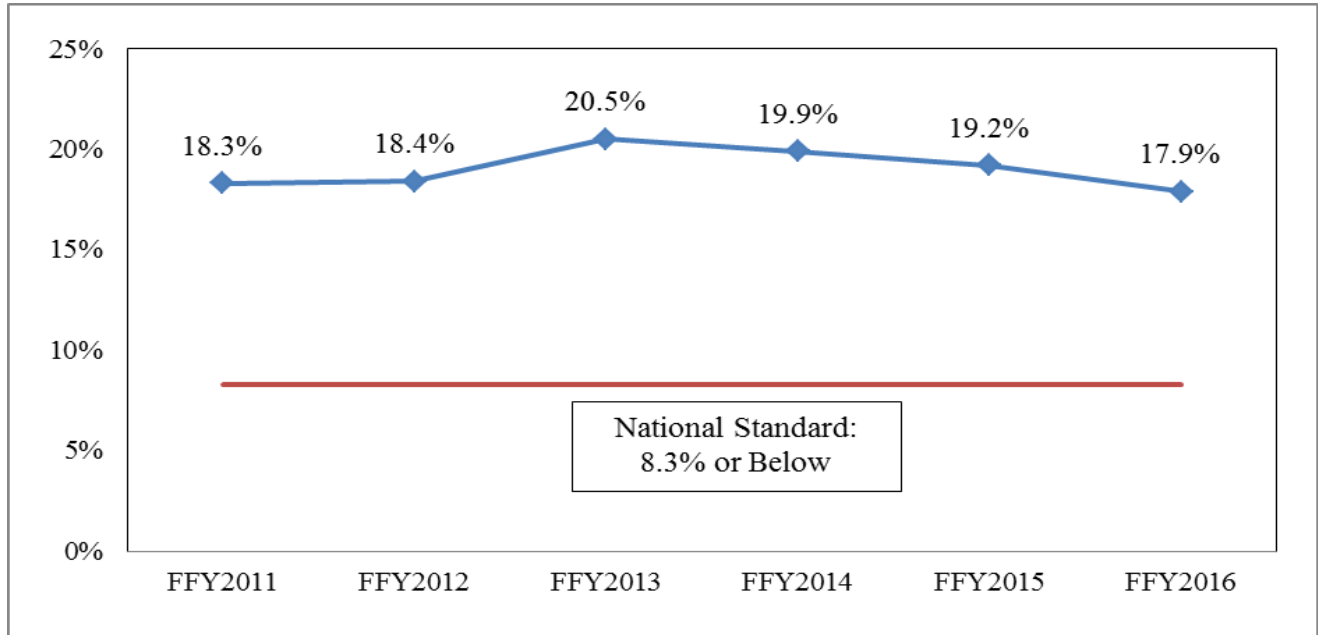
The percentage of children in foster care 24 months or more who discharged to permanency within 12 months



== continued on next page ==

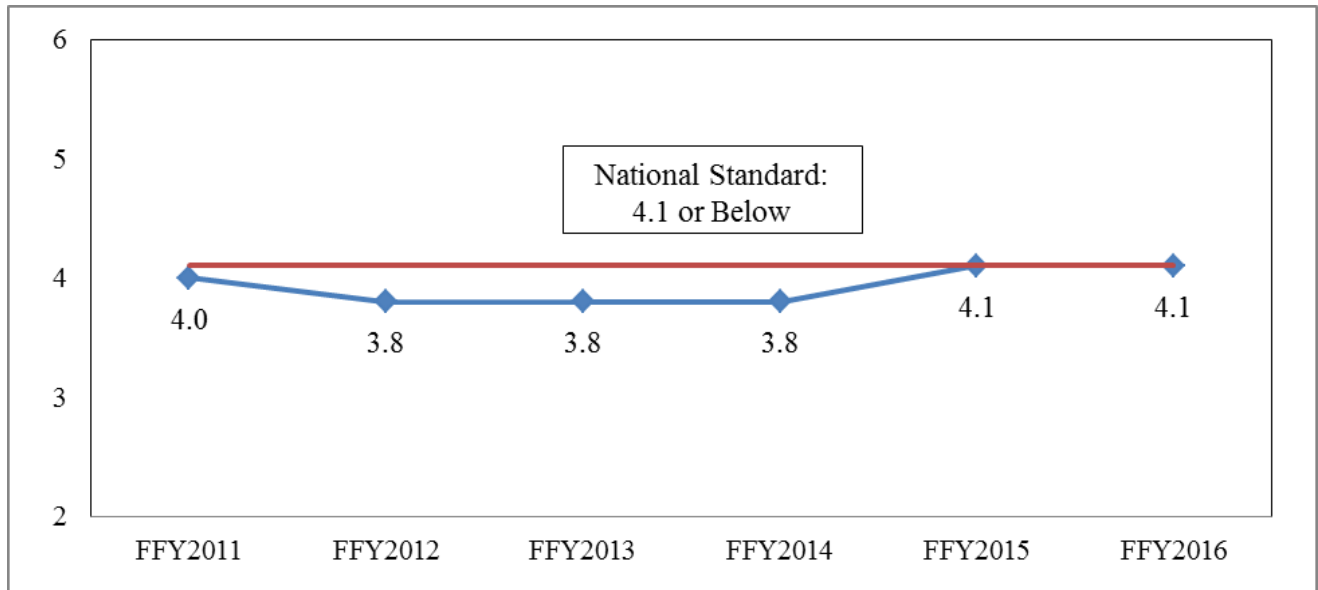
### Permanency Indicator 4: Re-entry to Foster Care

The percentage of children who discharged to reunification, living with other relatives, or guardianship within 12 months of entering care and who subsequently re-entered foster care within 12 months



### Permanency Indicator 5: Placement Stability

The rate of placement moves per 1000 days in placement for children who entered foster care in the 12-month period



**Source:** Trails data summarized Results Oriented Management System, CDHS Permanence Matters  
<http://cdhsdatamatters.org>